

Visual and Performing Arts



- Interactions
- Strategies
- Teachable Moments

Unit 2 – Visual and Performing Arts: Key Topic 3



<http://www.wested.org/facultyinitiative/> 2

Visual and Performing Arts

- What do you notice about the two groupings of interactions and strategies?
- Are there some strands or substrands where there are more interactions and strategies that could apply to other strands and substrands? Which ones?



Visual and Performing Arts

- Why do you think these more general interactions and strategies were included in specific substrands?
- How could you use the more general interactions and strategies from one strand/substrand when planning curriculum in another strand or substrand?

- 
- 
- Which interactions and strategies stood out for you?
 - Which ones were familiar? What were new strategies?
 - Which interactions or strategies might be particularly useful with children who are dual language learners? With children who have disabilities?
 - What are some key messages from the interactions and strategies in your substrand?
 - What is one thing you will take from today to use in supporting young children's learning in the visual and performing arts?

Unit 2 – Visual and Performing Arts: Key Topic 3

<http://www.wested.org/facultyinitiative/> 5

- 
- 
- What part of this class session stood out most for you today?
 - Which ideas or concepts from today's work reinforced what you have already learned or experienced? Which ones gave you a new perspective or insight?
 - How might you apply a new idea or perspective to your work now or in the future?
 - What information or support do you need to do this?
 - What is a first step you could take to locate this support or information? What steps could you take to start applying the new idea or perspective?

Unit 2 – Visual and Performing Arts: Key Topic 3

<http://www.wested.org/facultyinitiative/> 6